

Delegate and Cooperation with Referees

PREPARED
BY
Dragan Nachevski



EHF Competence Academy & Network



Basic duties of delegate

The highest authority in a (Fair) Game

- Needs to be able to communicate in the official language (English)
- Efficient, professional knowledge of handball – he/she must understand the tactics and techniques of handball
- Exact knowledge of playing and competition rules – to be able to use the rules



EHF Competence Academy & Network



Basic duties of delegates (cont.)

Correct sportsmanlike behavior

Taking responsibility for unpopular decisions

For EHF delegates a regular observer work (timekeeper or secretary) within his/her own national championship, too

Delegate must work with referees as their mentor

Coordinates the issues and situations before, during and after the match



EHF Competence Academy & Network



Responsibilities of delegate

Before the match

- Knowledge of the Rules and Regulations
- Being at the arena in good time
- Relationship with the organizers, teams and security guards
- Check of playing hall
- Playing court (lines, goals, substitution area, safety zone)
- Dressing rooms (teams, referees)
- Working facilities of media people, TV, etc.
- Facilities for timekeeper, scorekeeper (table clock, reserve clock)
- Match documents, Players lists, Match Report
- Areas of Media and Position of TV cameras
- Teams' Clothing and Equipment



Responsibilities of delegates (cont.) 2.

During the match

- Cooperation with local table staff (correct performance) and referees
- Observe the Speaker During the Game
- Observation of Safety Standards and behavior of spectators
- Time-Out
- Control of Substitution Area / Coaches Area
- Progressive Punishment



EHF Competence Academy & Network



Responsibilities of delegate (cont.)

After the match

- Be the first to "show the face"
- Completing the Match report
- Be the last to leave the playing court, accompanied by referees
- Evaluation of referees' performance together with referees
- Report to the EHF if is necessary

Mission Completed



EHF Competence Academy & Network



Support DEL to REF

- **A Before the match**
- **B During the match**
- **C After the match**



EHF Competence Academy & Network



Support DEL to REF

- **A Before the match**
- Speak with the referees, coaches, officials from both teams, make a good atmosphere before the match
- Make an agreement with the referees, who is responsible for what:
 - Bench
 - 3 times suspension, show the red card from the table
 - Time keeper/secretary problems
 - If there are problems, with the time etc, before a decision speak together, so the delegate and the referees agree



Support DEL to REF

- **B During the match**
- Good contact
- Support the referees, no matter what!! Even if they do a mistake (see later)
- Intervene when the referees are going to make a mistake, where there is a possibility to have a protest.
- Be as quiet as possibly to reduce unsporting conduct on the bench
- Have the courage to “give” the bench a progressive punishment



Support DEL to REF

- **C After the match**
- If there are problems after the match, help the referees
- Make an appointment about the speak after match, the referees must be prepared to answer:
 - What was good
 - What could be done better
 - DEL adds wishes for the future
- Have the courage also to speak about a performance who was not so good, **but important**, the delegate must come with solutions, what shall the referees do in the next match.



Relationship between the referees and the local table staff

Delegates are the coach of the referees, who help and support the correct refereeing work

Task of delegate in case of exceptional location

Correct information about expectation of the delegate – talk before the match

Information from referees about their strong and less strong aspects in refereeing

Preparing for special task in refereeing (defence one on one, big pivot players, etc.)



EHF Competence Academy & Network



Relationship between the referees and the local table staff (cont.)

Who checks what after the match (home- and guest team, referees leaving to the locker room)

When and how do the referees and delegate leave the playing court

The delegate should present information about his cooperation concept before the match with the time keeper and secretary, too.
Keeping contact during the match

If necessary, talk to them during the halftime.



EHF Competence Academy & Network



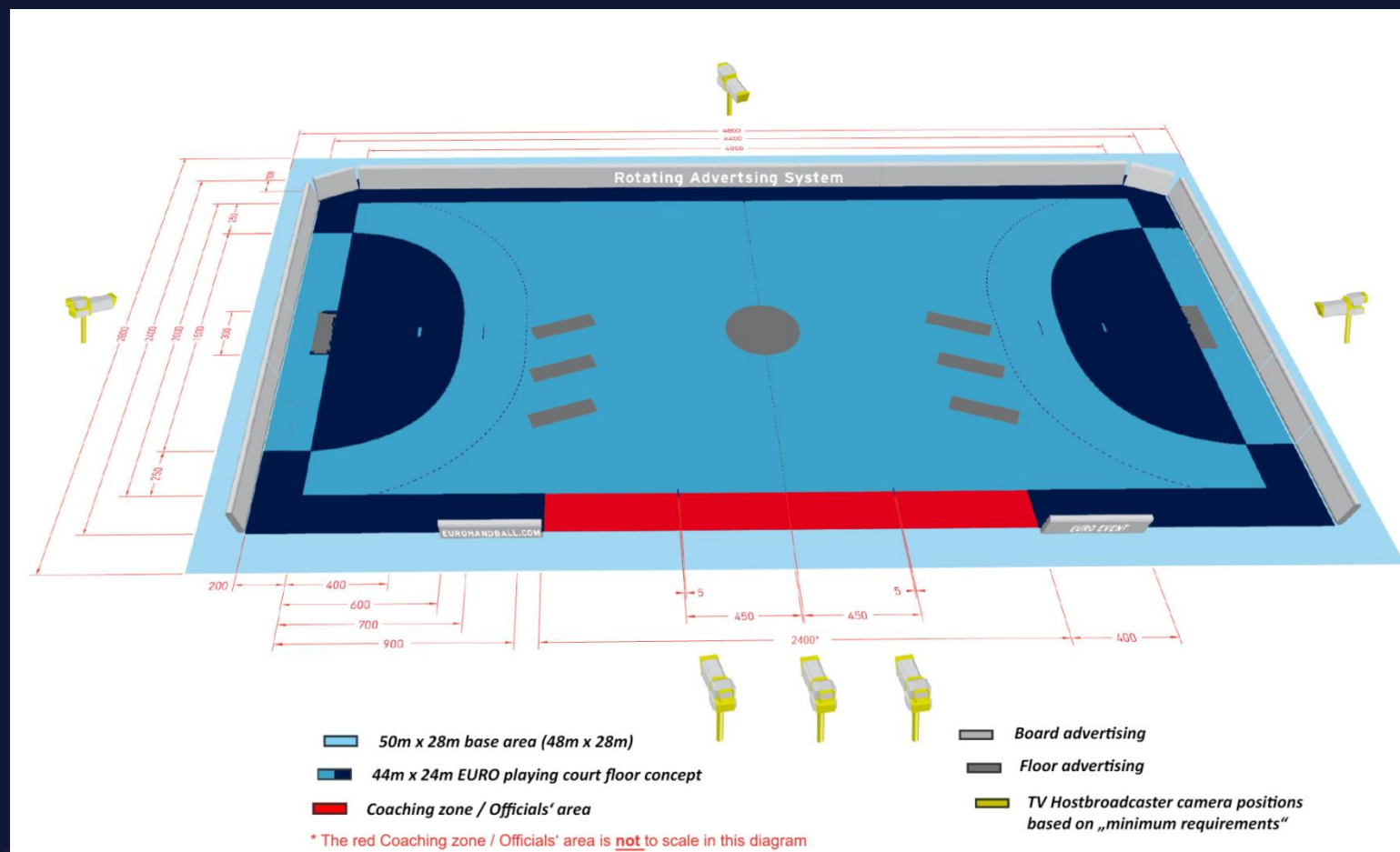
Intervention/Interruption

Substitution or faulty entry of a player

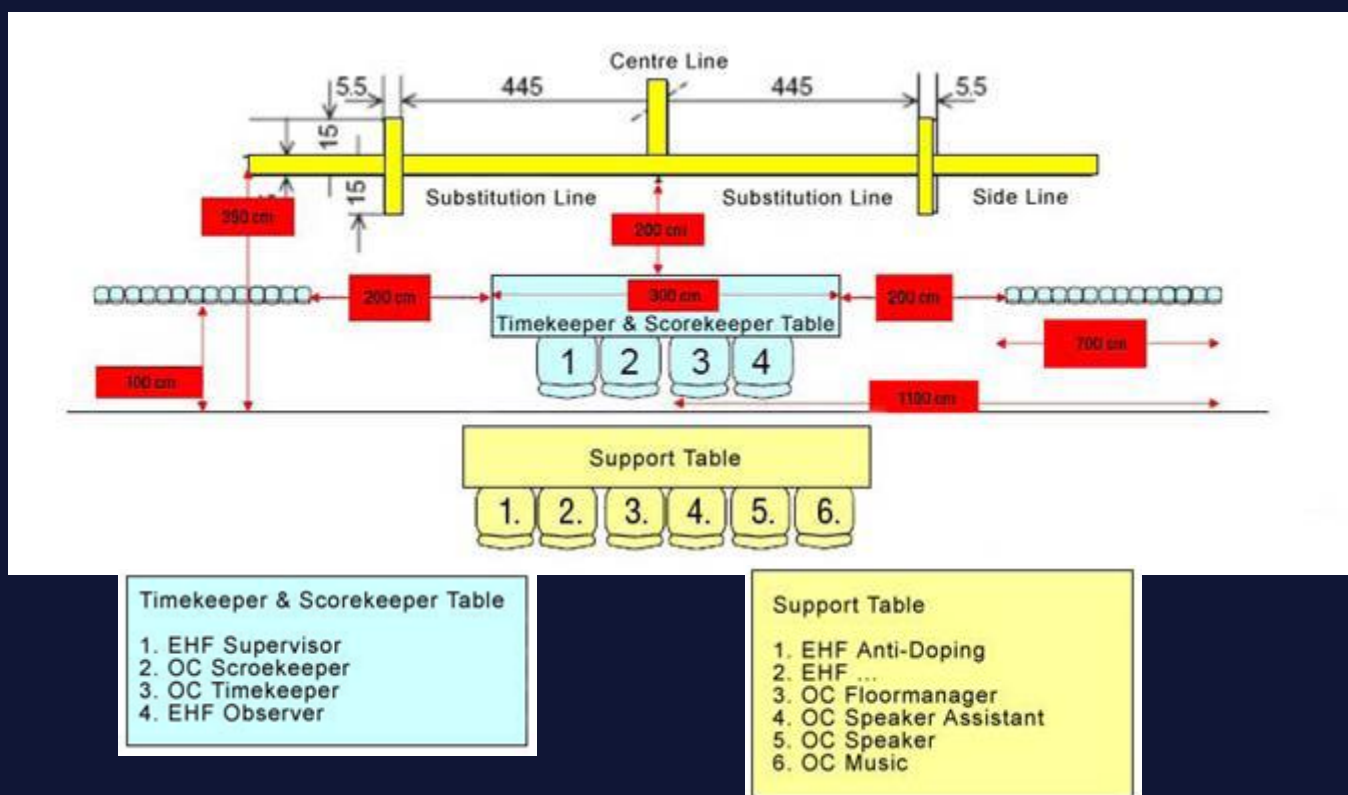
If the timekeeper or a delegate interrupts the game, the game is already interrupted



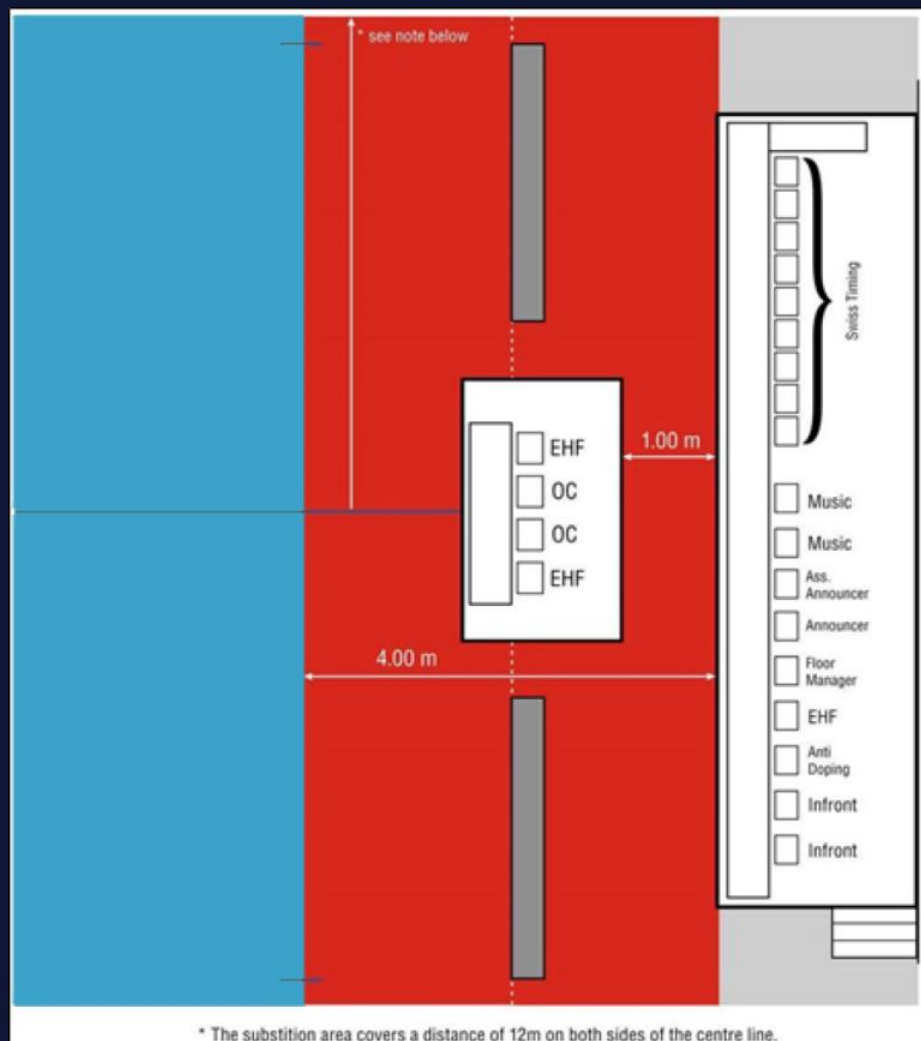
Playing Court Area Description



Substitution Area Description



Substitution Area Description



Thank you for your attention!



EHF Competence Academy & Network

