



12th MEN'S EUROPEAN HANDBALL CHAMPIONSHIP
EHF EURO 2016



Most effective Defences

Defence Analysis of the 1-4 ranked teams

Dr Zoltan Marczinka
EHF Lecturer

2018



1. Quantitative analysis

Comparing the semi-finalists against the rest of the teams

- Goals conceded
- Blocked shots
- Stolen balls
- Goalkeepers' saving percentage
- Punishments



12th MEN'S EUROPEAN HANDBALL CHAMPIONSHIP

EHF EURO 2016



Goals conceded

Team and ranking	Match Played	Win	Draw	Lost	Avg. result	Points
1. GER	8	7	0	1	28:25	14
2. ESP	8	6	0	2	26:26	12
3. CRO	8	5	0	3	31:27	10
4. NOR	8	4	1	2	29:29	9
5. FRA	7	5	0	2	30:26	10
6. DEN	7	4	1	2	28:26	9
7. POL	7	5	0	2	28:28	10
8. SWE	7	2	2	3	25:24	6
9. RUS	6	2	1	3	27:27	5
10. BLR	6	2	0	4	28:32	4

- Average 28 goals were conceded per match
- The goal difference of ESP and NOR was influenced by a 7-7 goals defeat
- The goal difference of the teams from 9th place down is negative



12th MEN'S EUROPEAN HANDBALL CHAMPIONSHIP

EHF EURO 2016



Blocked shots and Stolen balls

Team	Match played	Blocked shots	Stolen balls	Total	Average
1. GER	8	26	30	56	7
2. ESP	8	23	30	53	7
3. CRO	8	26	36	61	7.5
4. NOR	8	24	17	41	5
5. FRA	7	18	39	57	8
6. DEN	7	8	31	48	7

The ranking equals to the ECh final ranking



12th MEN'S EUROPEAN HANDBALL CHAMPIONSHIP

EHF EURO 2016



Best defender

Rank	No	Name	Team	Block	Steals	Total	MP
1	6	LEMKE Finn	GER	12	6	18	8
2	10	GOJUN Jakov	CRO	10	5	15	8
3	5	DUVNJAK Domagoj	CRO	2	10	12	8
3	18	KARLSSON Tobias	SWE	10	2	12	7
5	10	CHERNOIVANOV Aleksandr	RUS	10	1	11	6
5	18	GRABARCZYK Piotr	POL	6	5	11	7
7	30	GUARDIOLA Gedeon	ESP	9	1	10	6
7	22	KARABATIC Luka	FRA	4	6	10	7
9	89	HANSEN Espen Lie	NOR	6	3	9	8
9	15	JURECKI Michal	POL	7	2	9	7
9	5	MAQUEDA Jorge	ESP	6	3	9	8
9	24	MORROS DE ARGILA Viran	ESP	5	4	9	8
9	20	SORHAINDO Cedric	FRA	5	4	9	7
14	13	KARABATIC Nikola	FRA	3	5	8	7
14	8	KOPLJAR Marko	CRO	4	4	8	8
14	13	MIRKULOVSKI Filip	MKD	4	4	8	6

Blocked shots: avg. 2.5 / team / match

Most blocked shots

1. GER 26/8 = 3.25 /m.
3. CRO 26/8 = 3.25 /m.
8. SWE 24/7 = 3.50 /m.
4. NOR 24/8 = 3.00 /m.
2. ESP 23/8 = 2.85 /m.

Individual:

Lemke GER 12
Gojun CRO 10
Karlsson SWE 10
Guardiola ESP 9



12th MEN'S EUROPEAN HANDBALL CHAMPIONSHIP

EHF EURO 2016



Best defender

Rank	No	Name	Team	Block	Steals	Total	MP
1	6	LEMKE Finn	GER	12	6	18	8
2	10	GOJUN Jakov	CRO	10	5	15	8
3	5	DUVNJAK Domagoj	CRO	2	10	12	8
3	18	KARLSSON Tobias	SWE	10	2	12	7
5	10	CHERNOIVANOV Aleksandr	RUS	10	1	11	6
5	18	GRABARCZYK Piotr	POL	6	5	11	7
7	30	GUARDIOLA Gedeon	ESP	9	1	10	6
7	22	KARABATIC Luka	FRA	4	6	10	7
9	89	HANSEN Espen Lie	NOR	6	3	9	8
9	15	JURECKI Michal	POL	7	2	9	7
9	5	MAQUEDA Jorge	ESP	6	3	9	8
9	24	MORROS DE ARGILA Viran	ESP	5	4	9	8
9	20	SORHAINDO Cedric	FRA	5	4	9	7
14	13	KARABATIC Nikola	FRA	3	5	8	7
14	8	KOPLJAR Marko	CRO	4	4	8	8
14	13	MIRKULOVSKI Filip	MKD	4	4	8	6

Stolen balls: avg. 3.36 team / match

Most stolen balls

5. FRA 39/7 = 5.57 /m.

3. **CRO** 36/8 = 4.50 /m.

6. DEN 31/7 = 4.43 /m.

1. **GER** 30/8 = 3.75 /m.

2. **ESP** 30/8 = 3.75 /m.

Individual:

Duvnjak **CRO** 10

Dahmke **GER** 7

Lemke **GER** 6

L. Karabatic, Mahé FRA 6



12th MEN'S EUROPEAN HANDBALL CHAMPIONSHIP

EHF EURO 2016



Goalkeepers

Overall Team Statistics

As of SUN 31 JAN 2016

Goalkeepers

Team	MP	6m Centre Shots		Wing Shots		9m Shots		7m Penalty Shots		Fast Breaks		Breakthroughs		Fast Throw Off		Total	
		S / S	%	S / S	%	S / S	%	S / S	%	S / S	%	S / S	%	S / S	%	S / S	%
BLR	6	7/34	21	14/45	31	41/83	49	7/25	28	12/50	24	4/32	13	1/6	17	86/275	31
CRO	8	13/49	27	16/63	25	42/102	41	10/39	26	3/34	9	5/19	26	2/4	50	91/310	29
DEN	7	16/51	31	20/58	34	34/92	37	9/28	32	3/24	13	2/11	18	0/0	0	84/264	32
ESP	8	10/39	26	27/68	40	44/121	36	6/23	26	7/38	18	4/16	25	0/0	0	98/305	32
FRA	7	14/46	30	20/47	43	48/102	47	3/16	19	11/42	26	1/23	4	4/7	57	101/283	36
GER	8	22/63	35	22/60	37	36/93	39	6/34	18	8/31	26	4/16	25	0/1	0	98/298	33
HUN	6	7/44	16	11/31	35	38/100	38	1/15	7	5/31	16	1/8	13	0/0	0	63/229	28
ISL	3	5/22	23	9/33	27	15/43	35	3/9	33	0/15	0	0/10	0	0/1	0	32/133	24
MKD	6	7/38	18	12/36	33	25/67	37	1/18	6	11/43	26	4/29	14	0/5	0	60/236	25
MNE	3	3/24	13	7/22	32	17/46	37	4/9	44	4/17	24	0/5	0	1/3	33	36/126	29
NOR	8	17/47	36	16/49	33	46/130	35	6/40	15	3/23	13	0/28	0	0/3	0	88/320	28
POL	7	7/30	23	22/46	48	29/95	31	11/31	35	5/52	10	3/13	23	2/6	33	79/273	29
RUS	6	10/35	29	20/50	40	37/99	37	4/20	20	10/34	29	1/3	33	0/2	0	82/243	34
SLO	3	7/21	33	11/32	34	12/33	36	1/10	10	1/8	13	1/1	100	0/0	0	33/105	31
SRB	3	6/21	29	8/29	28	7/25	28	3/12	25	5/18	28	1/15	7	0/2	0	30/122	25
SWE	7	16/49	33	22/69	32	37/80	46	6/36	17	3/18	17	0/0	0	0/0	0	84/252	33
Total	48	167/613	27	257/738	35	508/1311	39	81/365	22	91/478	19	31/229	14	10/40	25	1145/3774	30

Goalkeepers'
saving percentage
(Ech avg.: 30%)

Team

5. FRA 36%

9. RUS 34%

1. **GER 33%**

8. SWE 33%

2. **ESP 32%**

.....

3. **CRO 29%**

4. **NOR 28%**



12th MEN'S EUROPEAN HANDBALL CHAMPIONSHIP

EHF EURO 2016



Goalkeepers

Goalkeepers

Rank	Name	Team	%	Saves	Shots	MP
1	GERARD Vincent	FRA	37	34	92	7
2	KIREEV Victor	RUS	36	74	203	6
2	WOLFF Andreas	GER	36	81	224	8
4	ANDERSSON Mattias	SWE	35	59	170	7
4	OMEYER Thierry	FRA	35	67	191	7
6	LANDIN JACOBSEN Niklas	DEN	34	65	193	7
6	SALDATSENKA Viachaslau	BLR	34	79	232	6
6	STERBIK Arpad	ESP	34	63	184	8
6	STEVANOVIC Ivan	CRO	34	49	143	8
10	SKOK Matevz	SLO	33	13	39	3
11	SZMAL Slawomir	POL	32	66	209	7
12	APPELGREN Mikael	SWE	31	24	77	7
13	SKOF Gorazd	SLO	30	20	66	3
14	MIJATOVIC Rade	MNE	29	25	85	3
14	MIKLER Roland	HUN	29	43	150	6
14	PEREZ DE VARGAS Gonzalo	ESP	29	35	121	8
17	EREVIK Ole	NOR	28	52	185	8
17	MOLLER Kevin	DEN	28	19	69	7
17	STANIC Darko	SRB	28	28	100	3

Goalkeepers with the most saves

Name / Team	Total saves	Average per match
A. Wolff (GER 1.)	81	10
V. Saldatsenka (BLR 10.)	79	13
T. Omeyer (FRA 5.)	67	9
N. Landin (DEN 6.)	65	9
A. Sterbik (ESP 2.)	63	8
.....		
I. Stevanovic (CRO 3.)	49	6
G. Peez de Vargas (ESP 2.)	35	4
O. Erevik (NOR 4.)	52	6



12th MEN'S EUROPEAN HANDBALL CHAMPIONSHIP

EHF EURO 2016



Punishments

Team Fair Play

As of SUN 31 JAN 2016

Rank	Team	Points		RC	2Min	YC	MP
		Avg.	Total				
1	HUN - Hungary	9.3	56	0	19	18	6
2	RUS - Russia	9.5	57	0	20	17	6
3	DEN - Denmark	9.6	67	2	18	21	7
3	FRA - France	9.6	67	1	23	16	7
5	MKD - FYR Macedonia	9.7	58	0	19	20	6
6	MNE - Montenegro	10.3	31	0	12	7	3
7	ESP - Spain	10.4	83	2	25	23	8
8	POL - Poland	11.0	77	1	27	18	7
9	SWE - Sweden	11.4	80	1	27	21	7
10	BLR - Belarus	13.2	79	1	28	18	6
11	ISL - Iceland	13.7	41	0	16	9	3
12	NOR - Norway	13.8	110	0	42	26	8
13	CRO - Croatia	14.3	114	3	36	27	8
13	GER - Germany	14.3	114	2	40	24	8
15	SLO - Slovenia	16.3	49	2	15	9	3
16	SRB - Serbia	17.7	53	1	19	10	3



2. Qualitative analysis of the 1-4 ranked teams

Characteristics in defence

- GERMANY
- SPAIN
- CROATIA
- NORWAY



Characteristics in defence **NORWAY**

- NOR scored many goals but conceded the most goals (29) amongst the top 4 teams
- NOR GK's performance (28%) was below the competition's average (30%)
- Mostly applied 6:0 zone defence
- B. Myrhol from an attack specialist become a key player in defence
- E. Mamelund plays as defence specialist

BASIC DEFENCE FORMATION

NORWAY



17. JONDAL

89. HANSEN

11. MAMELUND

8. MYRHOL

27. REINKIND

19. BJORNSSEN



12th MEN'S EUROPEAN HANDBALL CHAMPIONSHIP EHF EURO 2016



Characteristics in defence - NORWAY

Basic set up - 6:0 open defence





12th MEN'S EUROPEAN HANDBALL CHAMPIONSHIP EHF EURO 2016



Characteristics in defence - NORWAY

Basic defence movement - 6:0





12th MEN'S EUROPEAN HANDBALL CHAMPIONSHIP EHF EURO 2016



Characteristics in defence - NORWAY

Basic defence movement - 6:0





12th MEN'S EUROPEAN HANDBALL CHAMPIONSHIP EHF EURO 2016



Characteristics in defence - NORWAY

Cooperation of the four defenders in the middle





12th MEN'S EUROPEAN HANDBALL CHAMPIONSHIP EHF EURO 2016



Characteristics in defence - NORWAY

Cooperation of the GK and R2defender





12th MEN'S EUROPEAN HANDBALL CHAMPIONSHIP EHF EURO 2016



Characteristics in defence - NORWAY

Defence when 5 vs 6





12th MEN'S EUROPEAN HANDBALL CHAMPIONSHIP EHF EURO 2016



Characteristics in defence - NORWAY

Defence against 2P and Running-in





12th MEN'S EUROPEAN HANDBALL CHAMPIONSHIP EHF EURO 2016



Characteristics in defence - NORWAY

Defence again Crossing and Double GK save





12th MEN'S EUROPEAN HANDBALL CHAMPIONSHIP EHF EURO 2016



Characteristics in defence - NORWAY

Basic defence movement - 5:1





12th MEN'S EUROPEAN HANDBALL CHAMPIONSHIP EHF EURO 2016



Characteristics in defence - NORWAY

Basic defence movement - 6:0, double save and steal





Characteristics in defence **CROATIA**

- Conceded less goals (27) than the average of the Top 4 teams (28)
- Stopped the third most balls ($36 / 8 = 4.50$ / match)
- Blocked the third most shots ($26 / 8 = 3.25$ / match)
- J. Gojun plays as defence specialist
- Mostly 5:1 and 3:2:1 zone defence system with D. Duvnjak in front

BASIC DEFENCE FORMATION

CROATIA



26. STRELEK

3. MARIC

10. GOJUN

5. DUVNJAK

8. KOPLJAR

13. HORVÁT



12th MEN'S EUROPEAN HANDBALL CHAMPIONSHIP EHF EURO 2016



Characteristics in defence - CROATIA

Basic defence movement - 6:0 and Steal





12th MEN'S EUROPEAN HANDBALL CHAMPIONSHIP EHF EURO 2016



Characteristics in defence - CROATIA

Basic defence movement – 5:1 / 3:2:1





12th MEN'S EUROPEAN HANDBALL CHAMPIONSHIP EHF EURO 2016



Characteristics in defence - CROATIA

Defence against 2P and Running-in when 3:2:1





12th MEN'S EUROPEAN HANDBALL CHAMPIONSHIP EHF EURO 2016



Characteristics in defence - CROATIA

Basic defence movement - 3:2:1 and GK save





12th MEN'S EUROPEAN HANDBALL CHAMPIONSHIP EHF EURO 2016



Characteristics in defence - CROATIA

Quick retreat





12th MEN'S EUROPEAN HANDBALL CHAMPIONSHIP

EHF EURO 2016

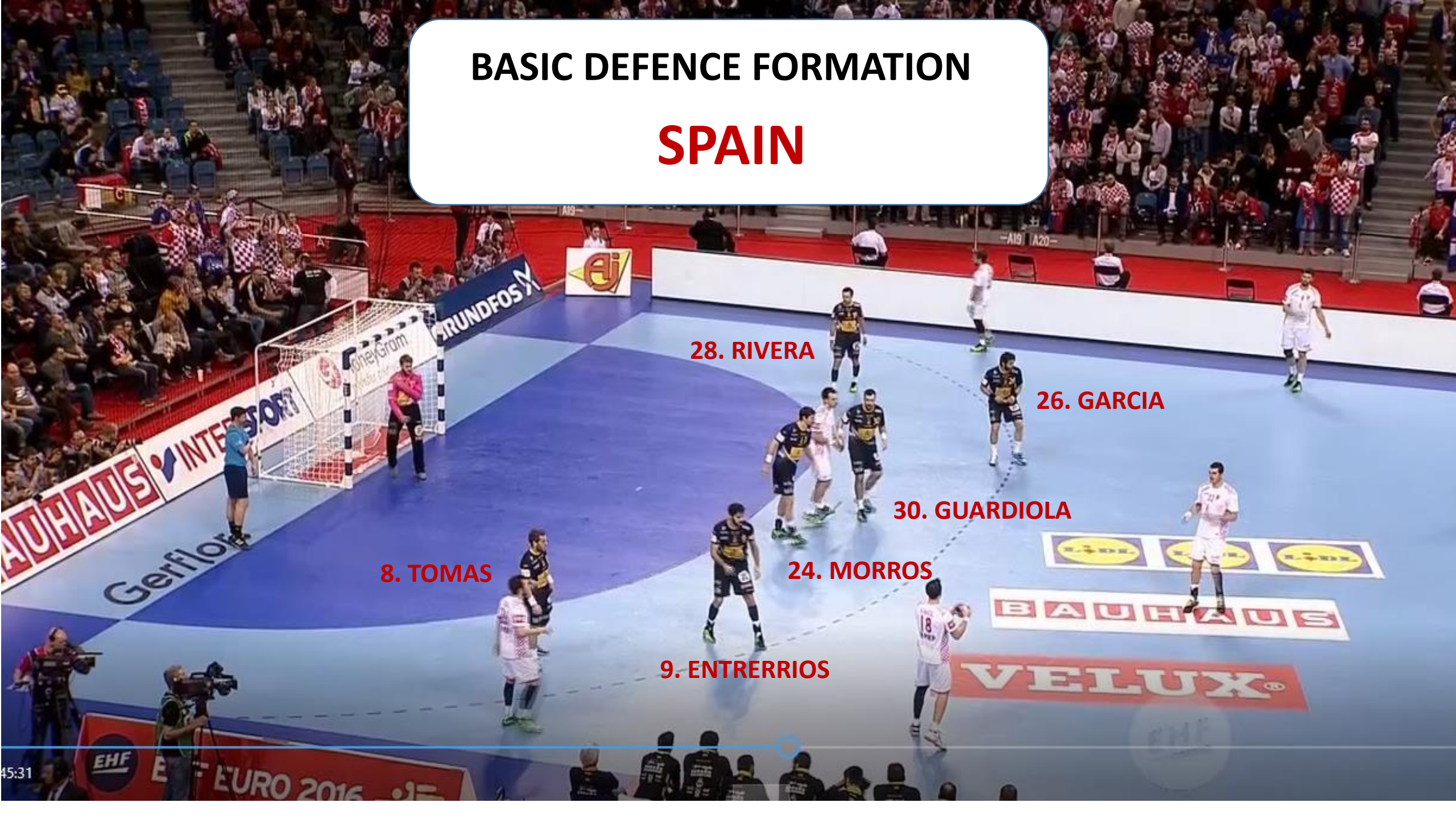


Characteristics in defence **SPAIN**

- Conceded less amount of goals per match (27) than average
- ESP GK's average performance (32%) was better than the competition's average (30%), second best amongst the Top 4 teams
- Mostly 5:1 zone defence system with a variety of 4:2 and 3:3
- 6 players over 30 years
- Two defence specialists (V. Morros and G. Guardiola)

BASIC DEFENCE FORMATION

SPAIN





12th MEN'S EUROPEAN HANDBALL CHAMPIONSHIP EHF EURO 2016



Characteristics in defence - SPAIN

Basic set up – Open defence





12th MEN'S EUROPEAN HANDBALL CHAMPIONSHIP EHF EURO 2016



Characteristics in defence - SPAIN

Basic 6:0 defence





12th MEN'S EUROPEAN HANDBALL CHAMPIONSHIP EHF EURO 2016



Characteristics in defence - SPAIN

Open defence, Steal and Fast Break





12th MEN'S EUROPEAN HANDBALL CHAMPIONSHIP EHF EURO 2016



Characteristics in defence - SPAIN

Open defence, Block, FB, Quick retreat, Steal, FB





12th MEN'S EUROPEAN HANDBALL CHAMPIONSHIP EHF EURO 2016



Characteristics in defence - SPAIN

Basic defence 5:1 / 4:2





12th MEN'S EUROPEAN HANDBALL CHAMPIONSHIP EHF EURO 2016



Characteristics in defence - SPAIN

Open defence and Steal





12th MEN'S EUROPEAN HANDBALL CHAMPIONSHIP EHF EURO 2016



Characteristics in defence - SPAIN

5:1 defence and Steal





12th MEN'S EUROPEAN HANDBALL CHAMPIONSHIP EHF EURO 2016



Characteristics in defence - SPAIN

5:1 / 4:2 defence and Steal





12th MEN'S EUROPEAN HANDBALL CHAMPIONSHIP EHF EURO 2016



Characteristics in defence - SPAIN

Double GK save





12th MEN'S EUROPEAN HANDBALL CHAMPIONSHIP

EHF EURO 2016



Characteristics in defence **GERMANY**

- Conceded the least goals average (25) amongst the Top 4 teams
- Best average GK's performance (33%) amongst the Top 4 teams, A. Wolff the best GK of the tournament
- 6 players under 23 years and 1 player over 30 years
- F. Lemke and H. Pekeler were the two best defenders in the middle
- Strong 6:0 defence, often changes to 5:1

BASIC DEFENCE FORMATION

GERMANY



34. DAHMKE

23. FATH

6. LEMKE

13. PEKELER

10. WIEDE

9. REICHMANN



12th MEN'S EUROPEAN HANDBALL CHAMPIONSHIP EHF EURO 2016



Characteristics in defence - GERMANY

Basic set up - 6:0 open defence





12th MEN'S EUROPEAN HANDBALL CHAMPIONSHIP EHF EURO 2016



Characteristics in defence - GERMANY

Open defence, steal and Fast break





12th MEN'S EUROPEAN HANDBALL CHAMPIONSHIP EHF EURO 2016



Characteristics in defence - GERMANY

Defence against 2P when 5 vs 6





12th MEN'S EUROPEAN HANDBALL CHAMPIONSHIP EHF EURO 2016



Characteristics in defence - GERMANY

Defence when 5 vs 6





12th MEN'S EUROPEAN HANDBALL CHAMPIONSHIP EHF EURO 2016



Characteristics in defence - GERMANY

Quick retreat and Steal





12th MEN'S EUROPEAN HANDBALL CHAMPIONSHIP EHF EURO 2016



Characteristics in defence - GERMANY

Quick retreat and Steal





12th MEN'S EUROPEAN HANDBALL CHAMPIONSHIP EHF EURO 2016



Characteristics in defence - GERMANY

Quick retreat and Steal





12th MEN'S EUROPEAN HANDBALL CHAMPIONSHIP EHF EURO 2016



Characteristics in defence - GERMANY

GK save - Wolff





12th MEN'S EUROPEAN HANDBALL CHAMPIONSHIP

EHF EURO 2016

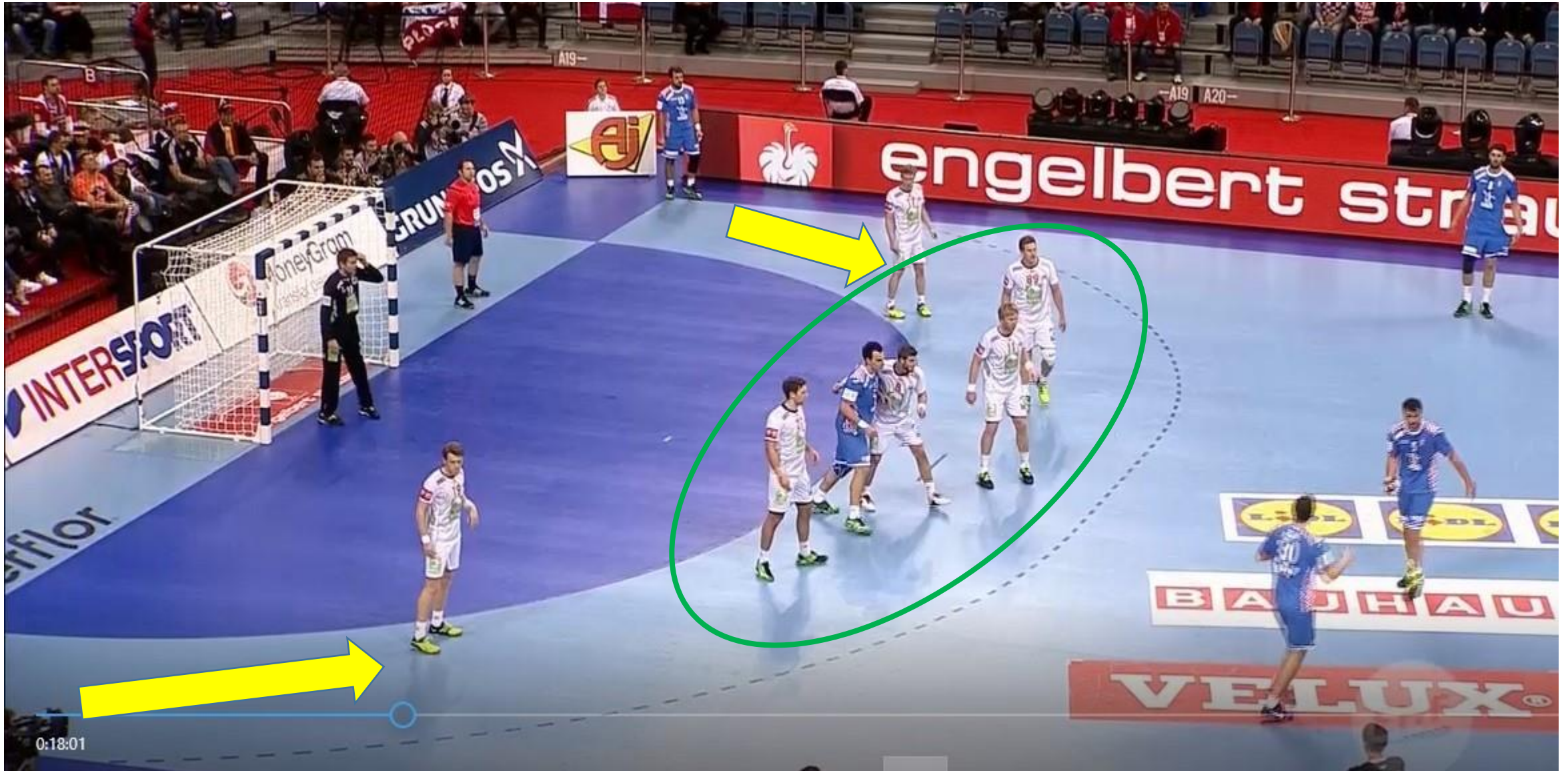


3. Summary

- Outside defenders moving up – making the defence more compact in the middle
- Half defenders dare to fall out in depth and change positions if needed
- Change the basic defence set up – applying a flexible defence
- Responding well to running-ins, thus defending well against two pivots
- Retreating well, reducing the chance of conceding easy fast break goals
- Defending well 5vs6 – being shorthanded is not always a disadvantage
- Solid goalkeeper performance and good goalkeeper - defender cooperation
- Defending well 1 vs1 is still crucial – strength, mobility, anticipation are needed
- Strong defending pair in the middle – giving the whole defence strength and stability

Outside defenders moving up, leaving the wingers behind

– making the defence more compact in the middle



Half defenders dare to fall out in depth and change positions if needed



Changing the basic defence set up

– applying a flexible defence



Responding well to running-ins, thus defending well against two pivots



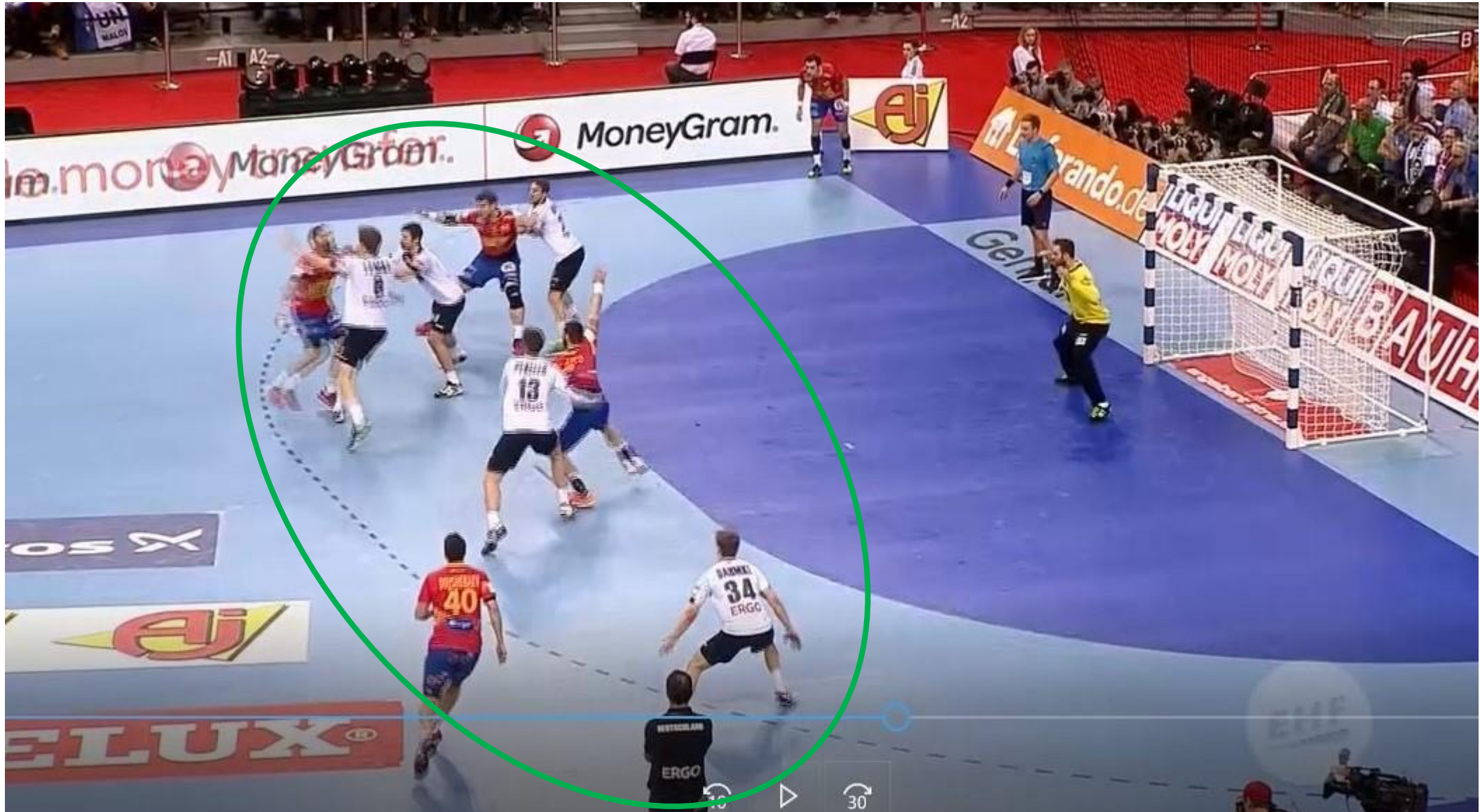
Retreating well

– reducing the chance of conceding easy fast break goals



Defending well 5vs6

– being shorthanded is not always a disadvantage



Solid goalkeeper performance

and good goalkeeper – defender cooperation



Defending well 1 vs 1 is still crucial

– strength, mobility, anticipation are needed



Strong defending pair in the middle

– giving the whole defence strength and stability

GERMANY

LEMKE and **PEKELER**

210 / 115

203 / 101

SPAIN

MORROS and **GUARDIOLA**

199 / 99

200 / 103

CROATIA

GOJUN and **DUVNJAK**

203 / 112

198 / 100

NORWAY

MYRHOL and **MAMELUND**

194 / 96

197 / 100



GERMANY

PEKELER and **LEMKE**

203 / 101

210 / 115




SPAIN

GUARDIOLA and **MORROS**

200 / 103

199 / 99




CROATIA

DUVNJAK and **GOJUN**

198 / 100

203 / 112



NORWAY

MAMELUND and MYRHOL

197 / 100

194 / 96

A COACH IS SOMEONE WHO TELLS YOU
WHAT YOU DON'T WANT TO HEAR,
WHO HAS YOU SEE WHAT YOU DON'T WANT TO SEE,
SO YOU CAN BE WHO YOU HAVE
ALWAYS KNOWN
YOU COULD BE.



NO COACH HAS EVER WON A GAME
BY WHAT HE KNOWS;
IT'S WHAT HIS PLAYERS KNOW THAT COUNTS.

