



EUROPEAN HANDBALL
FEDERATION

Procedures before, during and after the game

12th EHF Referee Candidates Course in Norway

Svein Olav Øie
EHF Lecturer

Drammen, June 2013

European Handball Federation

BEFORE THE MATCH

Mental preparation

- Fixed ritual
- Concentration

Match preparation

- Being there in good time
- Saying hello
- Briefing the secretariat
- Outfit
- Warming up in the hall
- Check list
- What can you expect during game

Co-operational conditions

- Eye-contact with central players
- Selection of ball





EUROPEAN HANDBALL
FEDERATION

DURING THE MATCH

“Assisting” the teams

- It is not an aim to catch the players in making mistakes, in order to punish them
- Our aim is to 'help' players in not making mistakes
- Co-operate with players, trainers/coaches, secretariat and spectators

Communication

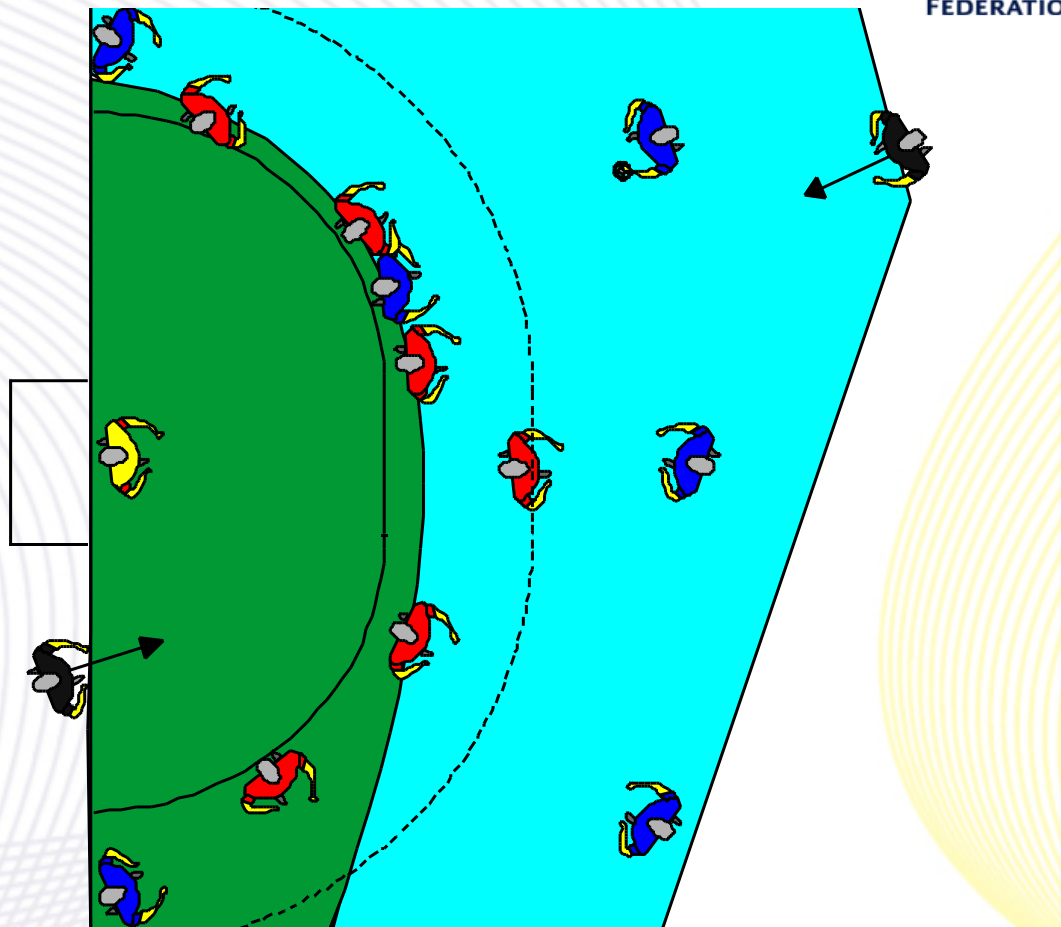
- Deliberately use good-will you have from previous games.
- Communicate without whistling, “catch the eye” of the player when the ball is somewhere else

Co-operation with your partner

- Trust your partner 100 percent, (almost) **never** whistle a 7m from the field
- Communicate with your partner during the game
- Agree on how to handle the bench while punishing
- Support each other
- Agree on dividing the work

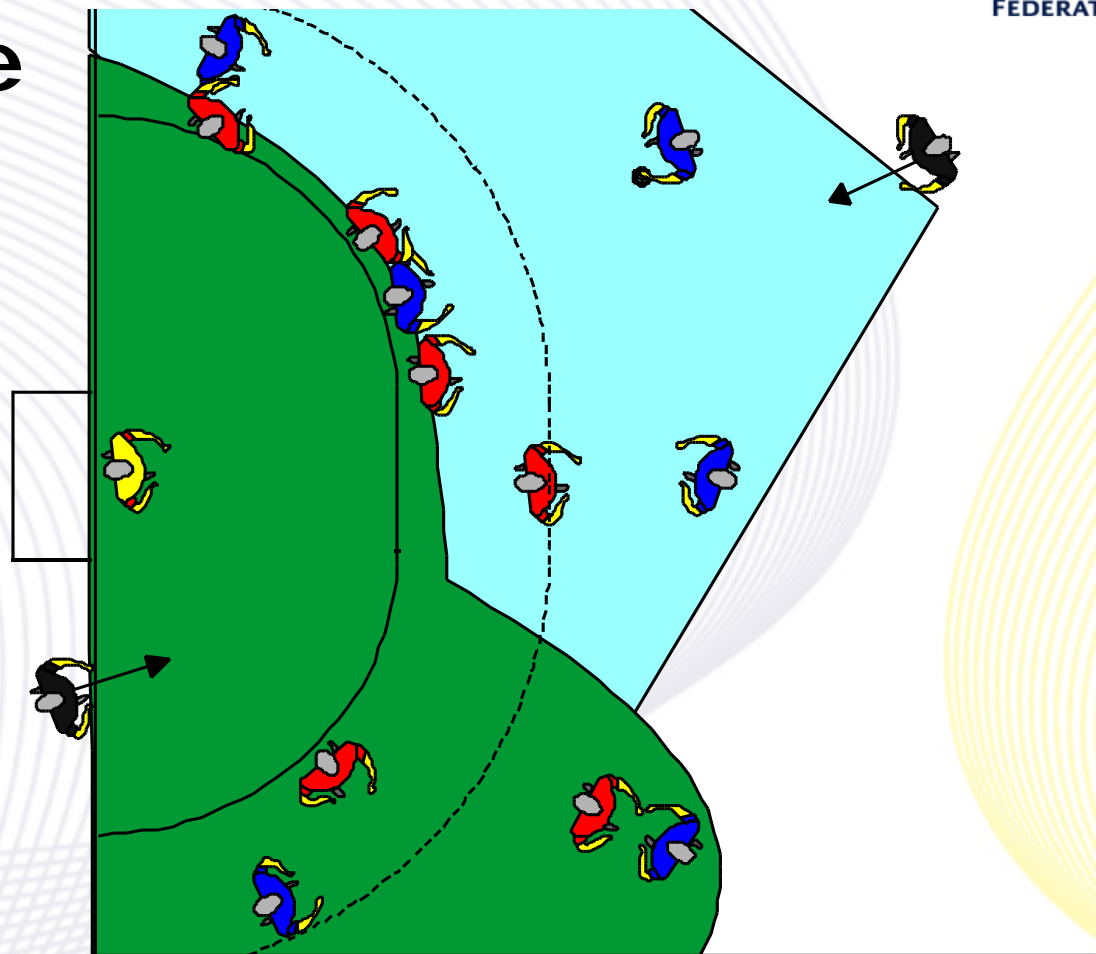
Dividing the work

"Normal" 5-1, 3-2-1,
4-2 and 6-0



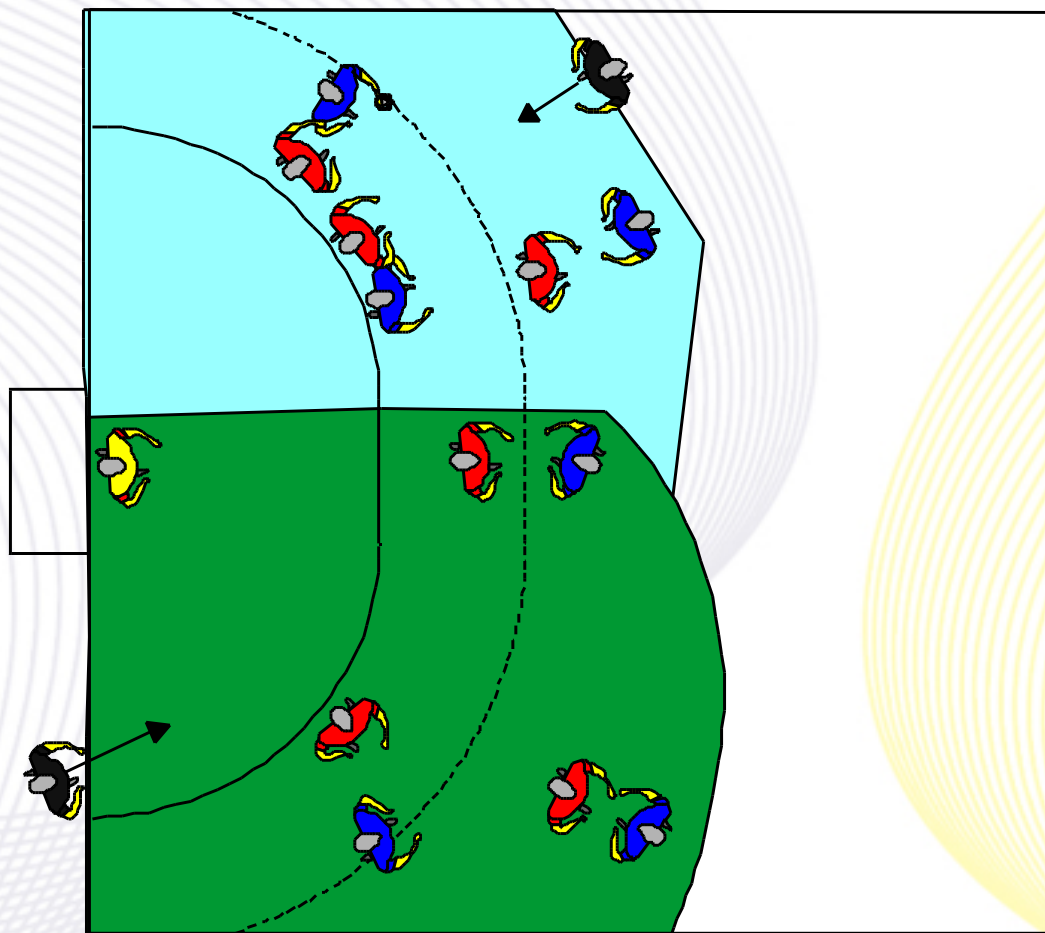
Dividing the work

“Marking out” one opponent



Dividing the work

“Marking out” two opponents or play
“man-to-man”





EUROPEAN HANDBALL
FEDERATION

Knowing the rules

- The most important rule is “common sense”
- Basic knowledge of playing rules

Understanding the game – “the idea of the game”

- One should **never** profit from making a mistake
- Important to be “a head” of situations
- Give the advantage

“The 10 first minutes of the game”

- Setting the standard, first mistake shows the way
- Work preventively
- Inform everybody about the limits of the game

Atmosphere - flexibility

- Important to adapt to the game
- Be firm when a decision has been made
- Better to make a decision than not to



European Handball Federation



EUROPEAN HANDBALL
FEDERATION

“Showing a glimpse”

- It's ok to smile during the game
- Many referees put on a “mask” when they enter the field

Fairness

- Players must be treated the same in both teams
- Admit mistakes, be humble
- Forget mistakes - **never** compensate mistakes
- Honest/dishonest attempts

Personality

- Find your own style
- Use yourself actively, but don't use force
- Important how you behave by punishment
- Don't provoke by starting a discussion



European Handball Federation

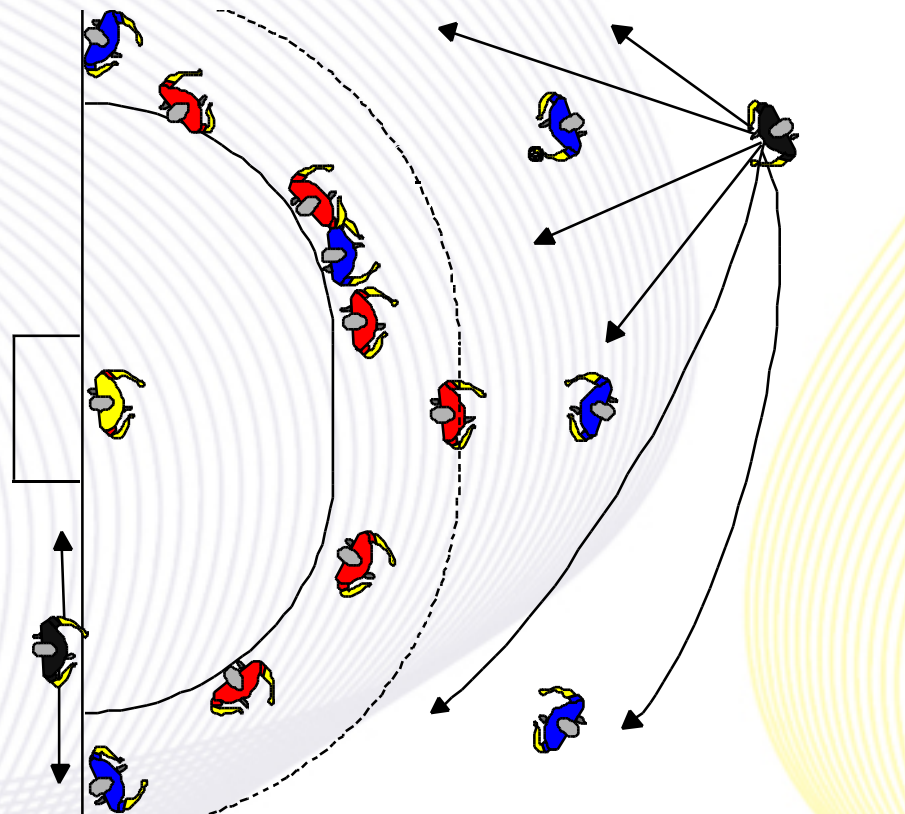
Body language - way of whistling

- Decisions are to be “sold”
- Approach the situation and use yourself
- Show everybody what was wrong
- Let your whistle talk
- Sometimes an “evil” eye must be given



How should referees place themselves in order to be best positioned?

- Goal referee never to enter the goal area
- Never address anyone as goal referee
- Position at 9m throws
- Goal referee do not have to show warning/2 min when field referee has whistled first
- Goal referee do not have to show direction
- Changing diagonal
- Counterattack movement





EUROPEAN HANDBALL
FEDERATION

After the game

Analyse

Be honest and realistic when evaluating the game

Bring everything forward and do not hide controversies

Use video if possible

Observations are not always the key to success, use your own feeling, don't think points

Use the observer as a discussion partner

Take initiative towards trainers, players and others who have been watching the game

Use colleagues as active discussion partners

Procedures before, during and after the game



EUROPEAN HANDBALL
FEDERATION

So you are EHF referees

Every referee should always remember that he/she represents the EHF on official matches and tournaments, where he/she has been nominated or is there as a spectator.

Procedures before, during and after the game



EUROPEAN HANDBALL
FEDERATION

Both, their behavior and relations to all participants of competitions should be based on:

- Rules of the game
- Addresses of delegates and referees
- Addresses of men and women clubs
- European Cup regulations
- Men's and women's Champions League Regulations
- European Championship regulations
- Rules and procedure for delegates and referees

Procedures before, during and after the game



EUROPEAN HANDBALL
FEDERATION

You have been nominated to the EHF matches

European Handball Federation



Your actions before the match

- Interrelation between the referee and his/her home club (condition of your traveling schedule, if necessary visa assistant, etc)
- Preparation for the match;
- Departure to the match (one day before);
- **Remember: you must keep the referee's equipment in your hand luggage!!!**
- Meeting with EHF delegates;
- Preparation and concentration to the match;
- Arrival at the sport hall;
- Warm-up before the match.

Procedures before, during and after the game



EUROPEAN HANDBALL
FEDERATION

Referees behavior during the match

- Interrelation between the referees as partners;
- Interrelation with the players;
- Interrelation with the officials of the teams,
- Contact with the table crew;
- Contact with the delegates of the match;
- Your job with the mopping crew;
- Concentration from the first until the last seconds of the match;
- **Remember! Referees are responsible for the following:**
- **Behavior of team officials on the bench (together with the delegates);**
- **Taking down number of players concerning “YC” and “Suspension”**

Procedures before, during and after the game



EUROPEAN HANDBALL
FEDERATION

Referees actions after the match

- Interrelation with players;
- Interrelation with the team officials;
- Interrelation between the partners;
- Conversation (discussion) with the EHF delegates;
- Behavior after the match in the referee's room, in the hotel, at the time of departure to home;
- Preparation for the following matches.



EUROPEAN HANDBALL
FEDERATION

Thank you for your attention !

European Handball Federation
