



EUROPEAN HANDBALL  
FEDERATION

# 7- meter

## Defender work inside goal area



## Helmut WILLE

EHF Lecturer & Delegate  
Former IHF and EHF Referee

European Handball Federation

---

# Rule 6 - The goal area

## 6:1

Only the goalkeeper is allowed to enter the goal area.

The goal area, which includes the goal-area line, is considered entered when a court player touches it with any part of the body.

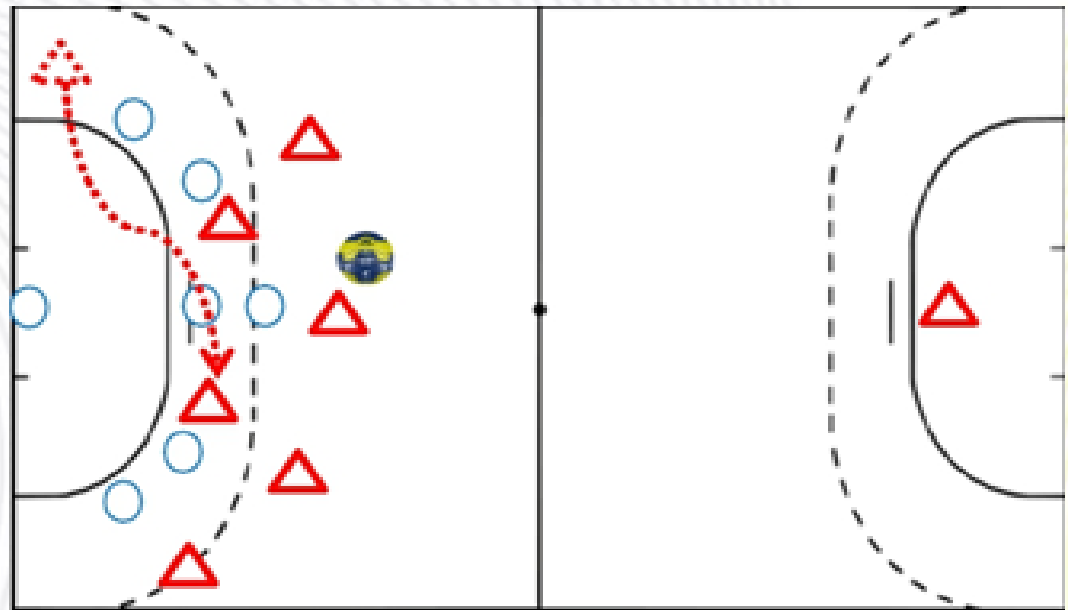
# Rule 6 - The goal area



**6:2** When a court player enters the goal area, the decisions shall be as follow:

## a) goalkeeper-throw

When a player of the team in possession enters the goal area in possession of the ball or enters without the ball but gains an advantage by doing so (12:1)





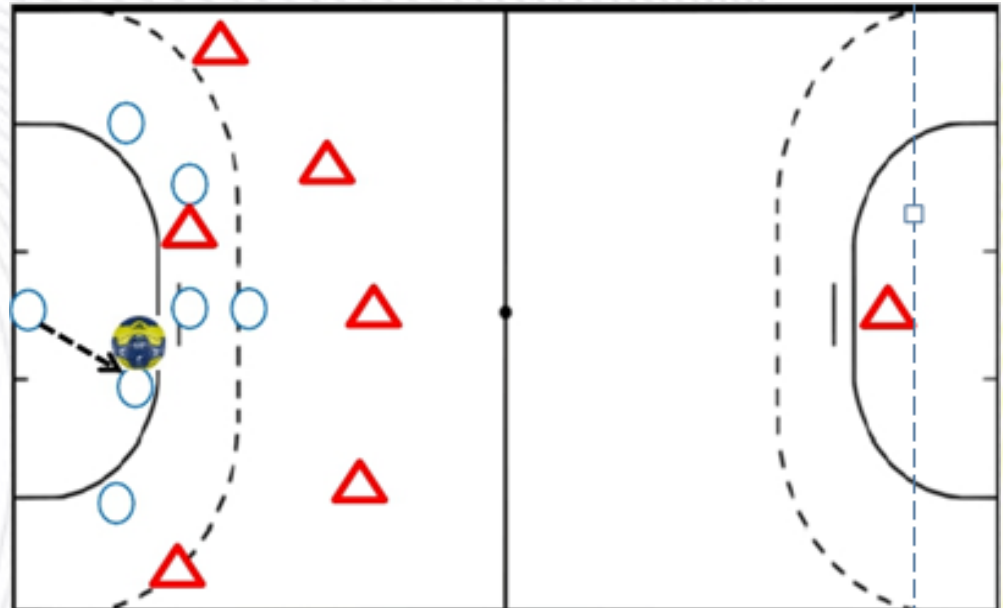
# Rule 6 - The goal area



**6:2** When a court player enters the goal area, the decisions shall be as follow:

## b) free-throw

when a court player of the defending team enters the goal area and gains an advantage, but without destroying a chance of scoring



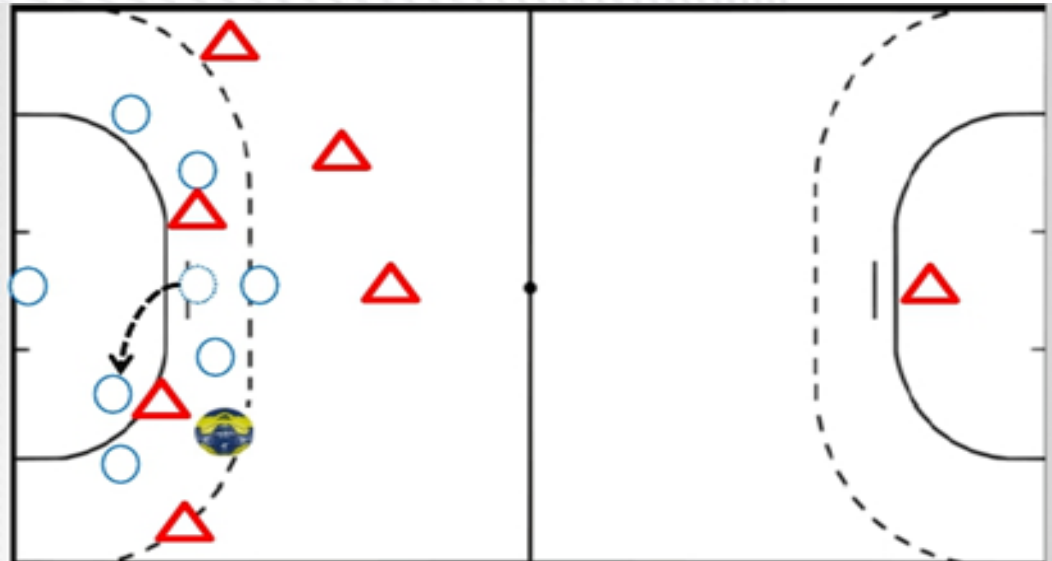
# Rule 6 - The goal area



**6:2** When a court player enters the goal area, the decisions shall be as follow:

## c) 7-meter throw

when a court player of the defending team enters the goal area and because of this destroys a clear chance of scoring



# Rule 6 - The goal area

## **6:3** Entering the goal area is not penalized when:

- a player enters the goal area after playing the ball, as long as this does not create a disadvantage for the opponents;
- a player from one of the teams enters the goal area without the ball and does not gain an advantage by doing so.



# Advice to the referees

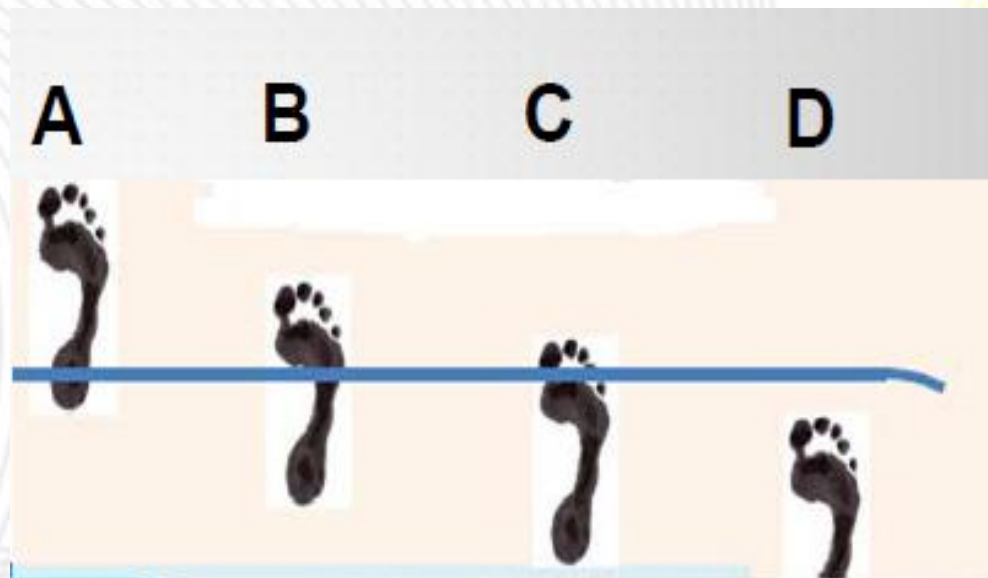
- ❖ The goal referee must watch for this tendency already early in the game.
- ❖ It's not possible to wait for a situation, in which the illegal position becomes importance.
- ❖ A verbal warning should be given as soon as these tactics are discovered.
- ❖ Progressive punishment, if they continue!

# Position of the defender

**A:** just touching

**B + C:** grey zone

**D:** clearly inside



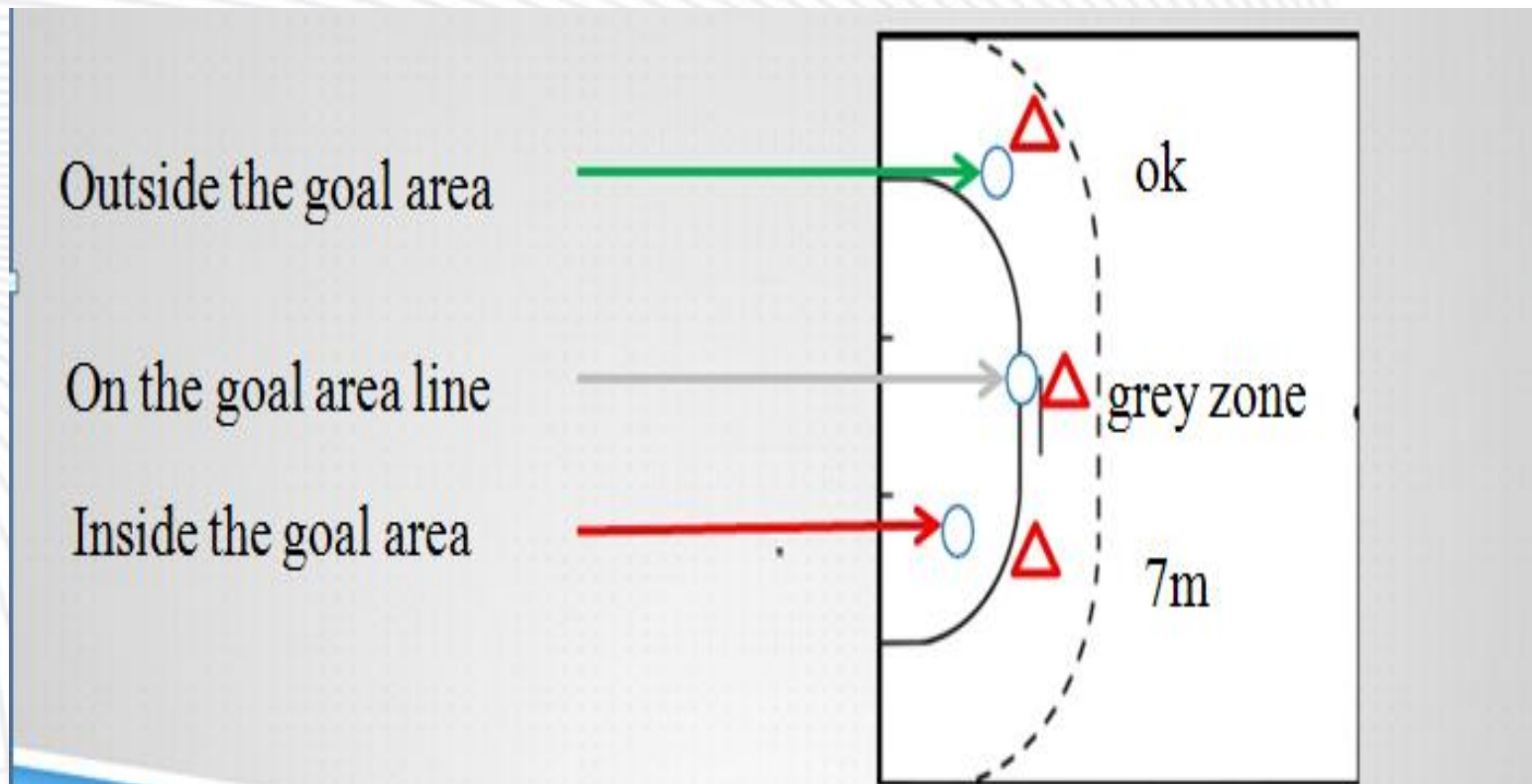


# Position of the defender

Main attention of the referees should be focused on the defenders position before the infraction:

- ❖ in front of the goal area
- ❖ on the goal-area line (touching the goal-area line)
- ❖ behind the goal-area line (**clearly** stepping into the goal area)

# Position of the defender



# Advice to the referees

- ❖ The goal referee must anticipate this situation and observe, where the feet of the defenders are before the collision.
- ❖ Also, standing on the line or just inside the line, is not a reason for a 7-meter.
- ❖ The rule says, that 7-meter is for destroying a clear scoring chance.
- ❖ This means, being clearly inside or running inside from the side to gain time/space.



# Position of the defender

**In front of goal area / on the goal area line (possible decisions):**

- ❖ Free throw
  
- ❖ Offensive foul
  - ✓ if defender is first in proper defending position and not gaining advantage
  
- ❖ The game continues without interruption
  - ✓ possible pushing into the goal area by offensive player

# Position of the defender

## defence behind the goal-area line

(clearly stepping into the goal area):

### ❖ Free throw

- ✓ if the defender is pushed into goal area by offensive player

### ❖ 7 meter throw

- ✓ if clear chance of scoring is prevented

- where is the defenders position at the first contact?

- the beginning of the „one on one position“

- not only end position!

### ❖ no cheap 7 meter (full ball and body control)



# Position of the defender

**Unintentional** entry of the goal area:

- ❖ After a collision with teammate or opponent player
  - ✓ The main characteristic is not gaining advantage related to the opponent
  
- ❖ The „guilty“ player have to leave the goal area asap, using the shortest way out.



# Position of the defender

**Intentional** entry of the goal area (on purpose):

- ❖ To prevent attacker in creating a clear chance of scoring (tactical reasons)
- ❖ Reduction of the way for reception of the profitable position

**Repeated entering** of the goal area for tactical reasons must be penalized with **progressive punishment** as unsportsmanlike conduct (according to the rule 8.7 f)

# Blocking a shot

## **Blocking outside** the goal area

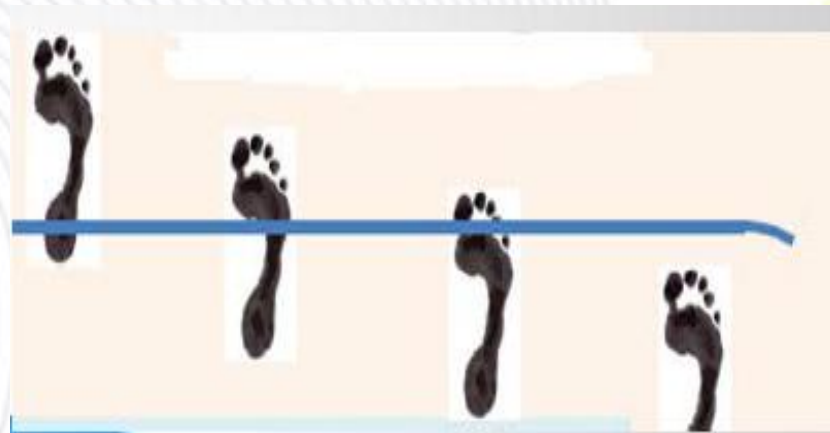
- The game continues without interruption

## **Blocking on** the goal-area line

- Free throw for the opponent

## **Blocking inside** the goal-area line

- 7-meter throw



# Advice to the referees

It's very important to see the player movements before the collision!

Is the attacker going around or running into the defender?

Is the defender using arms or makes a „tackle“ to stop the attacker?

→ First observer; goal referee!



# Consequent line of the decision

## Decision making criteria:

a.) Defender position before the infraction

- ❖ in front of the goal-area line
- ❖ on the goal-area line
- ❖ clearly stepping inside the goal area

➔ very important to recognize pushing into the goal area by offensive player

# Consequent line of the decision

## Decision making criteria:

b.) Gaining advantage related to the opposite player

- ❖ intentional and unintentional entry
- ❖ Inertia / tiredness
- ❖ entering the goal area for tactical reasons

c.) Good position of the goal line referee

➔ Maintaining the same criteria for both teams during the match!



EUROPEAN HANDBALL  
FEDERATION

# 1<sup>st</sup> scene

**When the situation starts the defender is inside. The defender moves inside and destroys the clear scoring chance.**

**Call: 7m**





EUROPEAN HANDBALL  
FEDERATION

## 2<sup>nd</sup> scene

**When the situation starts the defender is outside, but she is coming inside because the pivot is blocking her. The goal referee must have the eyes on the right place to see this situation.**

**Call: 7m**



EUROPEAN HANDBALL  
FEDERATION

## **3<sup>rd</sup> scene**

**It starts outside and ends inside, but  
the defender was not taking  
advantages, she was pushed inside.**

**Call: NO 7m**



EUROPEAN HANDBALL  
FEDERATION

## **4<sup>th</sup> scene**

**the defender is coming inside the goal  
area and destroyed the scoring  
chance.**

**Call: 7m**





EUROPEAN HANDBALL  
FEDERATION

## **5<sup>th</sup> scene**

**the defender is coming inside the goal area, when the collision happens the defender is outside.**

**Call: 7m**



EUROPEAN HANDBALL  
FEDERATION

## **6<sup>th</sup> scene**

**the defender is staying at the line with  
one foot, attacker is making a  
offensive foul**

**Call: NO 7m**



EUROPEAN HANDBALL  
FEDERATION

## 7<sup>th</sup> scene

**the situation starts outside and the defender is not destroying the chance of scoring. The attacker jumps at the goal-area line.**

**Call: NO 7m**





EUROPEAN HANDBALL  
FEDERATION

## **8<sup>th</sup> scene**

**the defender is coming inside the goal area, when the collision happens the defender is outside.**

**Call: 7m**



EUROPEAN HANDBALL  
FEDERATION

## 9<sup>th</sup> scene

**the defender jumps in front of the line  
and he is than forced by the attacker.**

**Call: NO 7m**



EUROPEAN HANDBALL  
FEDERATION

# 10<sup>th</sup> scene

**the defender is coming inside the goal area, when the collision happens he is outside.**

**Call: NO 7m**





EUROPEAN HANDBALL  
FEDERATION

**Thank you for your attention!**

European Handball Federation

---