



18 th Candidates Course in Bulgaria 2015

PROCEDURES BEFORE, DURING AND AFTER THE GAME






Before the match


Mental preparation

- Fixed ritual
- Concentration




Before the match - preparation

- Arrive in good time
- Saying hello
- Briefing the secretariat
- Outfit
- Warming up in the hall
- Checklist
- What can you expect during the game



Before the match - Co-operational conditions

- Eye-contact with central playser
- Selection of ball



During the match – ”Assisting” the teams

- It is not an aim to “help” players not making mistakes
- Co-operate with players, trainers/coaches, secretariat and spectators

During the match – Co-operation with your partner

- Trust your partner to 100%
- Communicate with your partner during the game
- Agree on how to handle the bench while punishing
- Support each other

During the match – Knowing the rules

- The most important rule is “common sense”
- Basic knowledge of playing rules

During the match – Understanding the game

- Understand the idea of the game
- One should never profit from making mistake
- Important to be “a head” of situations
- Give the advantage

”The 10 first minutes of the game”

- Setting the standard – first mistake shows the way
- Work preventively
- Inform everybody about the limits of the game



During the match – Atmosphere and flexibility

- It is important to adapt to the game
- Be firm when a decision has been made
- It is better to make a decision than not to

During the match – “showing a glimpse”

- It is OK to smile during the game
- Dont put on a “mask” when you enter the field

During the match - Fairness

- Players must be treated the same way in both teams
- Admit mistakes – be humble
- Forget mistakes – never compensate mistakes
- Honest/dishonest attempts



During the match - Personality

- Find your own style
- Use yourself actively but do not use force
- It is important how you behave by punishment
- Do not provoke by starting a discussion

Bodylanguage – the way to whistling

- Decisions are to be “sold”
- Approach the situation and use yourself
- Show everybody what was wrong
- Let your whistle talk
- Sometimes an “evil” eye must be given

After the game - analyse

- Be honest and realistic
- Bring everything forward and do not hide controversies
- Use video if possible
- Observations are not always the key. Use your own feeling – do not thin points
- Use the observer as a discussion partner
- Take initiative towards trainers, player and others who have been watching the game
- Use colleagues as active discussion partners



So you are EHF Referees

Every referee should always remember that he/she represents the EHF on official matches and tournaments where he/she has been nominated or is there as a spectator.

Behavior and relations should be based on

- Rules of the game
- Adresses of delgates and referees
- Adresses of men and women clubs
- European Cup regulations
- Mens and womens Champions League regulations
- European Championship regulations
- Rules and procedure for delegates and referees

You have been nominated to the EHF matches



Your actions before the match

- Interrelation – referees and club
- Preparation for the match
- Departure to the match (one day before)
- You must keep the referee's equipment in your hand luggage!!
- Meeting with EHF delegates
- Preparation and concentration to the match
- Arrival at the sport hall
- Warm-up before the match

Referees behavior during the match

- Interrelation between the referees and partners
- Interrelation with the players
- Interrelation with the officials of the teams
- Contact with the table crew
- Contact with the delegates of the match
- Your job with the mopping crew
- Concentration from the first until last seconds of the match



Remember – Referees are responsible for the following:

Behavior of team officials on the bench – together with the delegates

Note the number of players concerning “Yellow Card” and “Suspension”

Referees activities after the match

- Interrelation with players
- Interrelation with the team officials
- Interrelation between the partners
- Conversation/discussion with the EHF delegates
- Behavior in the referees room, at the hotel and about the departure
- Preparation for the following matches

Thank you for the attention!

